


Caso práctico: nodo LoRaWAN agro MKR WAN 1310+BME680+DS18B20


Caso práctico: nodo LoRaWAN agro MKR WAN 1310+BME680+DS18B20



Crea un nodo de microclima LoRaWAN para agricultura con Arduino MKR WAN 1310, BME680 y DS18B20. Aprende a medir y transmitir datos clave.

Practical case: Agri LoRaWAN MKR WAN 1310+BME680+DS18B20


Practical case: Agri LoRaWAN MKR WAN 1310+BME680+DS18B20



Build a LoRaWAN-enabled microclimate node for agriculture with Arduino MKR WAN 1310, BME680, and DS18B20. Learn to measure and transmit key data.

Caso práctico: Logger con Arduino Mega 2560, MCP2515 y W5500


Caso práctico: Logger con Arduino Mega 2560, MCP2515 y W5500



Crea un registrador de mantenimiento predictivo con Arduino Mega 2560, CAN-BUS Shield y Ethernet Shield. Monitorea datos en tiempo real.

Practical case: Arduino Mega 2560 CAN logger MCP2515 & W5500

Practical case: Arduino Mega 2560 CAN logger MCP2515 & W5500



Build a predictive maintenance logger using Arduino Mega 2560, CAN-BUS Shield, and Ethernet Shield. Monitor real-time data and log anomalies effectively.