

## Practical case: Unbalanced Wheatstone Bridge




Master Analog Electronics by building a Wheatstone bridge with a Resistor sensor. Measure precise differential voltage changes and calibrate zero-point offsets.

---

## Caso práctico: Puente de Wheatstone desequilibrado

# Puente de Wheatstone desequilibrado




Domina la Electrónica Analógica construyendo un Puente de Wheatstone con un Resistor variable. Detecta cambios de precisión y calibra sensores a 0 V exactos.

---

**Practical case: Potentiometer as a variable divider**

# Potentiometer as a variable divider




Master Analog Electronics basics by building a variable voltage divider. Use a potentiometer as a variable Resistor to control output signals from 0V to 5V.

---

## Caso práctico: Potenciómetro como divisor variable

# Potenciómetro como divisor variable




Domina la Electrónica Analógica creando un divisor de voltaje con un Resistor variable. Ajusta señales de 0 a 5V para controlar volumen o calibrar sensores.

---

**Practical case: Series and parallel resistors**

# Series and parallel resistors




Master Analog Electronics basics by building series and parallel Resistor circuits. Measure equivalent resistance to design precise voltage dividers and loads.

---

## **Caso práctico: Resistencias en serie y paralelo**

# Resistencias en serie y paralelo



Aprende Electrónica Analógica configurando un Resistor en serie y paralelo. Diseña divisores de voltaje precisos y verifica la resistencia equivalente real.