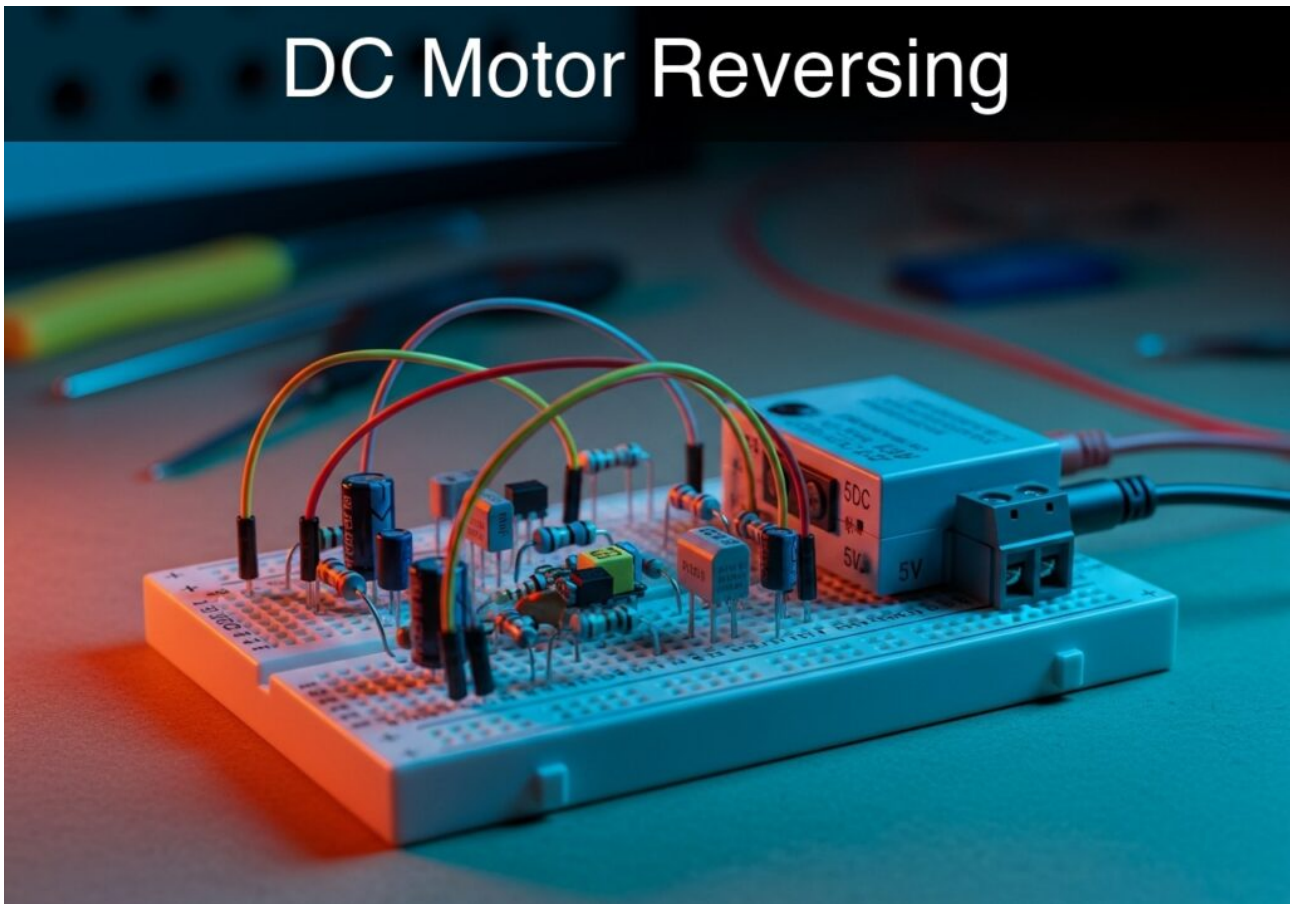


## Practical case: DC Motor Reversing




Master Analog Electronics by building a Relay H-bridge to control DC motor direction. Learn to switch polarity for clockwise spin, reverse motion, and braking.

---

## Practical case: Latching Alarm System

# Latching Alarm System




Master Analog Electronics by building a self-latching Relay circuit. Create a reliable alarm memory system that holds active states until manually reset.

---

**Practical case: DC motor control with relay and pushbutton**

## DC motor control with relay and pushbutton




Master Analog Electronics by building a Relay circuit to safely control high-power motors. Learn to isolate signals and achieve reliable switching protection.

---

**Practical case: Voltage induction by magnetic movement**

# Voltage induction by magnetic movement




Learn Analog Electronics by building a generator with an Inductor and a magnet. Observe real voltage spikes and light an LED using Faraday's Law of Induction.

---

## Practical case: Simple RL Low-Pass Filter

# Simple RL Low-Pass Filter




Master Analog Electronics by building an RL low-pass filter with an Inductor. Observe signal attenuation and block high frequencies to reduce noise effectively.

---

**Practical case: Opposition to DC current change**

# Opposition to DC current change



Master Analog Electronics by building a soft-start circuit with an Inductor. Visualize current delay as a lamp gradually brightens to limit inrush current.