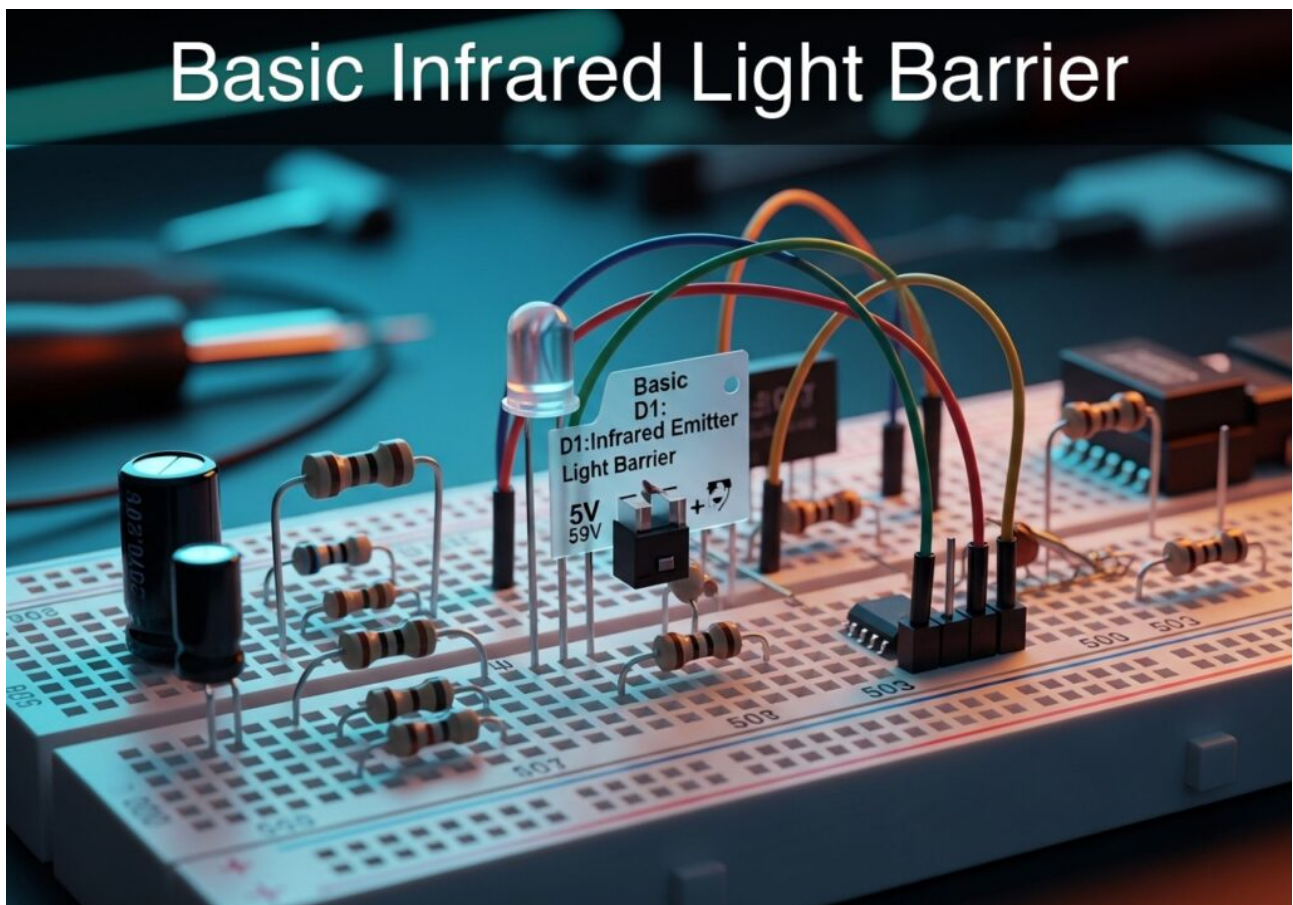



Practical case: Basic Infrared Light Barrier



Master Analog Electronics by building a light beam alarm. Use a Photodiode to detect interruptions and trigger a 0.7V signal that lights up a security LED.

Practical case: Photodiode vs photoresistor comparison


Photodiode vs photoresistor comparison



Master Analog Electronics by comparing sensor speeds. Build a circuit using a Photodiode and LDR to observe sharp square waves versus slow voltage curves.

Practical case: Simple twilight switch


Simple twilight switch



Learn Analog Electronics by building a dark sensor circuit. Use a Photodiode to switch an LED on when light drops, mastering transistor switching logic.

Practical case: Reverse Bias Photodiode Light Detection


Voltage limiter with series diodes



Master Analog Electronics by building a voltage limiter with a simple Diode circuit. Protect inputs and clamp signals to 2.1V for safe, stable output results.

Practical case: Reverse polarity protection

Reverse polarity protection



Learn Analog Electronics by building a Diode protection circuit for a DC motor. Prevent damage from reverse polarity and measure the 0.7V voltage drop.