


## Practical case: Forward and Reverse Diode Biasing




Master Analog Electronics by building a Diode circuit to verify unidirectional current flow. Measure 0.7V drops and block reverse polarity in this lab.

---

## Practical case: Object counter on conveyor belt

# Object counter on conveyor belt




Master Analog Electronics by building an optical barrier with a Photoresistor. Detect moving objects and trigger a precise logic signal when the beam is broken.

---

**Practical case: Simple light intensity meter**

# Simple light intensity meter




Master Analog Electronics by building a dark sensor with a Photoresistor. Create a circuit where an LED automatically dims in bright light to save power.

---

**Practical case: Secret drawer alarm sensor**

# Secret drawer alarm sensor




Master Analog Electronics by building a drawer alarm. Use a Photoresistor to detect light and trigger a buzzer instantly, securing your valuables effectively.

---

## **Practical case: Automatic twilight switch**

# Automatic twilight switch




Learn Analog Electronics by building a dark-sensing switch with a Photoresistor. Create a circuit that automatically turns on an LED when ambient light drops.

---

## Practical case: Potentiometer as a variable divider

# Potentiometer as a variable divider



Master Analog Electronics basics by building a variable voltage divider. Use a potentiometer as a variable Resistor to control output signals from 0V to 5V.